


RE-REEVING MACHINERY

Model: HD - RR50 - 50,000lb. Capacity

Self Contained Unit, Ideal
for All Wire Rope Service
Applications



Ideal for Re-Reeving Cranes, Winches and Boom-Hoist
Applications that require heavy pay-off tension and take-up
rewind capabilities with large, heavy ropes.



REELPOWER
INDUSTRIAL

5101 S. Council Road, Suite 100 • Okla. City, OK. 73179
405.672.0000 • 405.672.7200 Fax
www.reelpowerind.com

RE-REEVING MACHINERY

Model: HD - RR50 - 50,000lb. Capacity

Self Contained Unit, Ideal
for All Wire Rope Service
Applications



**22HP Diesel Engine
Powered Hydraulics**



Centralized Control Panel



**Tool Storage and Custom
Options Available**

Available Options:

- Gasoline and Diesel Engines to 44 Hp.
- Standard Load Capacities to 10,000 lb.,
Higher Capacities Available Upon Request.
- Custom Reel Size Capacities, Machine Layouts,
and Line Pull Requirements Made to Order.

REELPOWER
INDUSTRIAL

5101 S. Council Road, Suite 100 • Okla. City, OK. 73179
405.672.0000 • 405.672.7200 Fax
www.reelpowerind.com